

TM-1040 PROGRESSIVE SCAN HIGH RESOLUTION SHUTTER CAMERA



General Description

The PULNiX TM-1040 is a very high resolution monochrome CCD camera with a 30fps. output rate which permits full-frame asynchronous real-time dynamic image capture. The interline transfer progressive scan CCD achieves outstanding shutter and integration characteristics. Progressive scanning provides full vertical and horizontal resolution during shutter mode, a key advantage over interlace scanning. A square imager format with uniform pixels means superior image definition in any orientation. The electronic shutter, which has speeds to 1/16,000 sec., may be asynchronously reset by external pulse control. On-chip micro lenses are built in for increased sensitivity and fill factor.

The TM-1040 has two frame stores which capture the CCD's dual channel signal and output digital and analog images in real time. The camera has a 10-bit, RS-422 digital signal output for interfacing with external image processing systems, and RS-343A high resolution interlace analog output for recording and monitoring (RS-170 is optional). Also standard is an RS-232C remote communications interface. Special interface cables are available for connecting the TM-1040 directly to many existing commercial frame grabbers.

Applications for the TM-1040 include medical imaging, high definition graphics, on-line inspection, intelligent transportation systems, gauging, character reading, archiving, and long range image acquisition.

Electronic Shutter

The TM-1040 has a substrate type shutter mechanism which provides a superb picture at various speeds without smearing. A built-in manual shutter speed control selects the electronic shutter rate of 1/60 (standard exposure), 1/125, 1/500, 1/1,000, 1/2,000, 1/4,000, 1/8,000, or 1/16,000 second. The EE shutter function detects the light level and automatically adjusts the speed.

The CCD continues discharging at async shutter with VINIT high (5V). With a negative going pulse to VINIT, the camera resets and purges the charge momentarily. Then it starts integrating for the period of shutter control set either by an external pulse width or by internal shutter control. A full 1000 lines of vertical resolution is available due to the progressive scanning, as compared with an interlace CCD camera which permits only half lines per shutter.

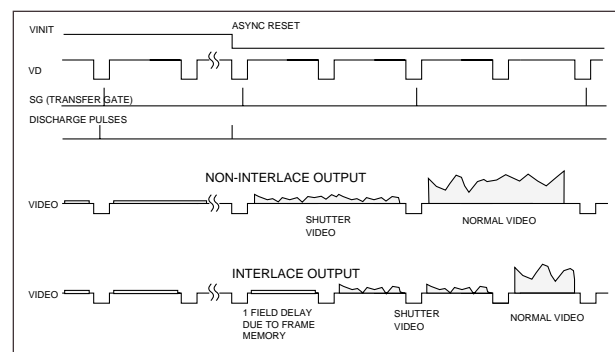
Product Features

- Very high resolution 1" progressive scanning 1024(H) x 1024(V) interline transfer CCD imager
- Internal 10-bit A/D for Digital RS-343A analog output (RS-170 optional)
- Real time, 30 frames per sec., 40 MHz clock speed
- Full-frame electronic shutter, up to 1/16,000 sec.
- Asynchronous reset with external shutter control
- Frame memory built-in for async image capturing
- Banding compensation
- Store and recall setting data
- RS-232C external control for gain, modes, etc.

Asynchronous Reset

The TM-1040's asynchronous reset is flexible and takes external horizontal drive (HD) for phase locking. When VINIT pulse is applied, it resets the camera's scanning and purging of the CCD. There are three modes to control the asynchronous reset and shutter speed:

- 1. External VINIT with pulse width.** The duration between pulse edges controls the shutter speed externally from 1/16,000 to 4 sec.
- 2. Internal shutter speed with Fast mode.** The video signal has no delay from the reset timing. Shutter speed range is 1/2,000 to 1/16,000 sec.
- 3. Internal shutter speed with Slow mode.** This varies the speed control from 1/125 to 1/1,000 sec. The video signal starts with internal V reset timing related to shutter speed. The built-in frame memory can maintain the asynchronously captured full frame image until the next VINIT pulse comes in. The output speed is 30 frames per sec.



Integration

The CCD imager of the TM-1040 can be exposed longer than the normal scan timing of 1/30 sec. This integration feature provides added sensitivity for dark environment applications. Integration is achieved by controlling the #11 pin of the 12-pin connector to Low (GND). The internal frame memory provides continuous video output without interruption during the integration. Integration also can be done in pulse width control mode up to 4 sec.

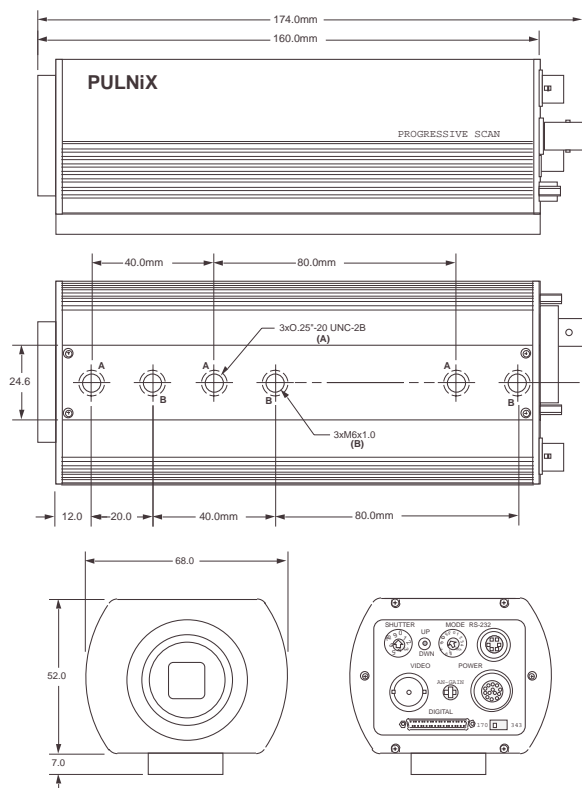
Specifications

| | |
|------------------------------|---|
| Imager | 1" (9.1mm x 9.2mm) progressive scanning interline transfer CCD |
| Pixel | 1024 (H) x 1024 (V) |
| Cell size | 9.0 μm x 9.0 μm |
| Scanning | 1050 lines; 30 Hz |
| Sync | Internal/external auto switch HD/VD, 4.0 Vp-p impedance 4.7KΩ VD=30 Hz ±5%, non-interlace HD=31.468 kHz±3% |
| Data clock output | 40.068 MHz |
| Resolution | Digital: 1008 (H) x 1018 (V), Analog: over 700 TV lines (H) x 800 TV lines (V) |
| S/N ratio | 50dB min. analog, up to 60dB digital |
| Min. illumination | 1.0 lux, f=1.4 without IR cut filter (no shutter). Sensitivity: 10μV/e- |
| Video output | RS-343A (RS-170 optional), 1.0 Vp-p composite video, 75Ω and up to 10-bit RS-422 output |
| AGC | OFF |
| Gamma | 1.0 |
| Lens | C-mount, 1 inch format, back focus adjustable |
| Power req. | 12V DC, 800 mA |
| Operating temp. | -10°C to 50°C* |
| Vibration & shock | Vibration: 7G (200 Hz to 2000 Hz), Shock: 70G |
| Size (W x H x L) | 68mm x 52mm x 174mm (2.67" x 2.04" x 6.85") |
| Weight | 506 grams (17.8 oz) |
| Power cable | 12P-02 (multi-conductor) |
| Power supply | PD-12 or PD-12P (includes power connector) |
| Auto iris connector | None |
| Accessories | MP-211-031-113-4300 31-pin mating connector; 30DG-02-40 interface cable; RS-232C cable & software |

Note: 30DG-02-40 cable and PD-12P power supply/power cable are provided as standard.

* Image quality will degrade with increasing temperature.

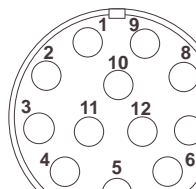
Dimensions (mm)



Pin Configuration

31-Pin connector (MP211-031-113-4300)

| Pin# | Description | I/O | Pin# | Description | I/O |
|------|-------------|--------|------|-------------|-----|
| 1 | CLK+ | Out | 17 | CLK- | Out |
| 2 | LDV+ | Out | 18 | LDV- | Out |
| 3 | FDV+ | Out | 19 | FDV- | Out |
| 4 | GND | | 20 | VINIT/VD | In |
| 5 | EXT HD | In | 21 | INTEG | In |
| 6 | D0+ | Out | 22 | D0- | Out |
| 7 | D1+ | Out | 23 | D1- | Out |
| 8 | D2+ | Out | 24 | D2- | Out |
| 9 | D3+ | Out | 25 | D3- | Out |
| 10 | D4+ | Out | 26 | D4- | Out |
| 11 | D5+ | Out | 27 | D5- | Out |
| 12 | D6+ | Out | 28 | D6- | Out |
| 13 | D7+ | Out | 29 | D7- | Out |
| 14 | D8+ | Out | 30 | D8- | Out |
| 15 | D9+ | Out | 31 | D9- | Out |
| 16 | GND | Shield | | | |



12-Pin Connector

| | | | |
|---|-------|----|----------|
| 1 | GND | 7 | VD in |
| 2 | +12V | 8 | GND |
| 3 | GND | 9 | HD in |
| 4 | Video | 10 | GND |
| 5 | GND | 11 | Int.cont |
| 6 | VINIT | 12 | GND |

6-Pin Connector RS-232C communication

| | |
|-----|-----|
| 1 | RXD |
| 2 | TXD |
| 3 | RTS |
| 4-6 | GND |

Note: CLK: data clock, LDV: Line data valid, FDV: Frame data valid, VINIT: async trigger, INTEG: integration control

Mode control switch

| | | |
|------|-----------------------|-----------------------------|
| 0 | Normal mode | |
| 1 | Gain control | up/down |
| 2 | Async/man shutter | up: manual, dwn: async |
| 3, 4 | Gain selection | (9, 16, 22, 28 dB) |
| 5, 6 | Offset adjustment | A & B and B only |
| 7 | EE/manual shutter | up: manual, dwn: EE |
| 8 | Freeze (ENINT) enable | up: real time, dwn: freeze |
| 9 | Factory set recall | |
| A-F | User page storage | store (up) or recall (down) |

Shutter Control Switch

| | Manual | Async |
|---|------------|------------------|
| 0 | no shutter | no shutter |
| 1 | 1/60 | 1/16,000 |
| 2 | 1/125 | 1/8,000 |
| 3 | 1/250 | 1/4,000 |
| 4 | 1/500 | 1/2,000 |
| 5 | 1/1,000 | 1/1,000 |
| 6 | 1/2,000 | 1/500 |
| 7 | 1/4,000 | 1/250 |
| 8 | 1/8,000 | 1/125 |
| 9 | 1/16,000 | Ext. pulse width |

TM-1040

Japan, Japan
PULNiX America, Inc.
Ogaru Building, 1-11-14 Hongo,
Bunkyo-ku, Tokyo, 113-033
Tel: 81-3-5805-2455
Fax: 81-3-5805-8082
Kyoto Office
Tel: 81-75-592-2247
Fax: 81-75-591-2333

Australia
PULNiX America Inc.
Unit 16, #35 Garden Road
Clayton, Vic 3168
Tel: 3-9546-0222
Fax: 3-9562-4892

United Kingdom
PULNiX Europe Ltd.
Aviary Court, Wade Road
Basingstoke, Hants RG24 8PE
Tel: 01256-475555
Fax: 01256-466268

Germany
PULNiX Europe Ltd.
Siemensstrasse 12
D-63755
Germany
Tel: 49(0)6023-9625-0
Fax: 49(0)6023-9625-11

ISO-9000
Cert. #A39 株式会社



Industrial Products Division

PULNiX America Inc. Tel: 408-747-0300
1330 Orleans Drive Tel: 800-445-5444
Sunnyvale, CA 94089 Fax: 408-747-0660
Email: imaging@pulnix.com
www.pulnix.com

TM-1040/1097
Printed: 06/99